

MEMORANDUM OF UNDERSTANDING

between

Texas A&M Psychology Department (PSYC) & Texas Institute for Preclinical Studies (TIPS)

SUBJECT: fMRI facilities and usage agreement between TIPS and PSYC


1. Faculty, appropriately supervised research staff, and active research collaborators of PSYC faculty will have access to TIPS fMRI infrastructure and staff support.
2. The TIPS usage charge to PSYC will be either \$295/hr or \$870 per scanning session, as defined on a project by project basis between PSYC Researchers and the Director of the TIPS Imaging Center.
3. PSYC faculty will be charged based on actual usage of the facilities, not on scheduled time that is not utilized. In order to optimize efficient usage of the facility, TIPS requests that studies be grouped together into a single day as much as possible.
4. TIPS requests notification of cancellation as far in advance as possible so that facility can be utilized for other experimental work. Repeated abrupt cancellations (less than 48 hours) will be charged a minimum 2 hour fee.
5. As part of the usage charge, TIPS will provide access and training for the Siemens fMRI scanner with a full panel stimulus display and tactile switches, 2 analysis workstations (one Siemens, one InVivo), physiological monitoring equipment using the Veris system, a 32-channel and 15-channel head coil, as well as access to a waiting room, restrooms, lockers in the control room for participant belongings, metal detectors, and a hand magnet.
6. TIPS will provide, as part of the usage costs, consultation time with the TIPS lead fMRI technologist, and assistance and consultation on sequence programming and data analysis for established methods. Development of new methods will be billable at TIPS published professional rates.
7. PSYC will be provided access to TIPS during normal working hours with one full day per week minimum access. PSYC may have access to facilities outside of normal working hours on a case-by-case basis. TIPS requests that PSYC provide a schedule of usage at least 2 weeks prior so the facility can be prepared.
8. TIPS will negotiate access to fMRI faculty housed in PSYC pending successful Departmental hiring.
9. Data storage and archiving will be done within TIPS IT infrastructure.
10. TIPS will provide support for protocol set-up.
11. TIPS will provide training for protocol's that have been developed.
12. Visitor parking spaces will be made available to PSYC subjects as available. In the unlikely event that all visitor spaces are taken, day-pass tags will be provided. Note that the TIPS parking lot allows any valid TAMU parking permit to park in a regular space, and that PSYC personnel with valid parking tags should not utilize the visitor spots.
13. For each study, PSYC personnel will be designated with responsibility in case of medical emergency. That person will be required to be in the imaging core area during the time of the study.

230 Psychology Building
4235 TAMU
College Station, TX 77843-4235


Tel. 979.845.2581 Fax. 979.845.4727

MJM 11-18-13
CLA 0338
rec'd 11-6-13

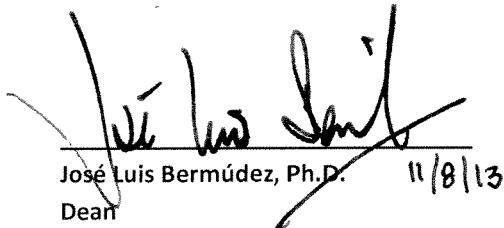
- 14. For each study, the PI or their designee will be present prior to, during, and after the operation of the scan to handle all administrative interaction with the subject. This includes bringing them into and out of the building.
- 15. This MoU will be in effect for three years, and will be renewable by mutual consent




Douglas W. Woods, Ph.D.
Professor and Head
TAMU Department of Psychology




Mark Lenox, Ph.D.
Director of Imaging
Texas A&M Institute for Preclinical Studies



José Luis Bermúdez, Ph.D. 11/8/13
Dean
College of Liberal Arts
Texas A&M University



Matt Miller, DVM, DACVIM (Cardiology)
Professor and Director
Texas A&M Institute for Preclinical Studies
Texas A&M University



Eleanor M. Green, DVM, DACVIM, DABVP
Dean
College of Veterinary Medicine
Texas A&M University